

PEX7250 Explosion Proof Alarm Annunciator

For total programmability in hazardous areas

Suitable for use in Zone 1 and Zone 2 Hazardous areas

Certified Ex d IIB +H₂
T100°C/T85°C

Ultra-bright LED illumination as standard

Multi-redundant design (ensuring no single point can cause failure)

Fully field programmable for all standard ISA sequences plus a range of options

IEC61508 certified version to SIL2 level


Options include: Horn and Group Relays, Repeat relays per channel, RS485 communications

The PEX7250 Explosion Proof Alarm Annunciator offers a vast range of features and benefits normally reserved for use in safe area annunciators only. The heart of the system is one of our field proven Alarm Annunciators; the 725 Series, 725B/C or the SIL725. These are available in three different window sizes depending on the model choice, these are 30 x 30mm, 60 x 30mm or 60 x 60mm.

Reliability of the system is vastly improved over conventional systems using our multi-redundant Annunciator designs, removing any reliance on common control cards. The standard enclosure is copper-free aluminium alloy, finished in a light grey epoxy paint, making it ideal for offshore applications.

Systems are available in a range of formats and sizes and are certified for use in Zone 1 hazardous areas.

All systems are automatically covered by our standard 5-Year Warranty.



Technical Specification

Certification

ATEX certified to EN60079-0:2006,
EN60079-1:2004, EN61241-0:2006,
EN61241-1:2004
Group II, Category 2 GD, Ex d IIB H₂,
Ex tD A21 IP65
T100°C/85°C

Location

Zones 1 or 2. Gas Group IIB +H₂ or IIA
Zones 21 or 22. Dust
Temp Class up to T85°C for Ta = 40°C
Temp Class up to T100°C for Ta = 55°C

Certificate No.

Baseefa06ATEX0089

Number of alarm ways

Systems are available in a range of sizes depending on window size from 1 to 56 points in a single enclosure.

Materials

The Ex d enclosure: copper-free cast alloy. Ex de Control Station and Ex e Terminal Box: GRP

Connections

The annunciator is wired to a row of terminals suitable for cable sizes up to 2.5mm². On larger systems, the terminals are mounted within an Ex e terminal box below the Ex d enclosure.

Cable Entries

Five M20 cable entries are included as standard. Alternative quantity and size of metric or NPT threads can be provided on request.

Pushbuttons

Test, Accept and Reset are included as standard, additional control pushbuttons can be added as required. These are mounted in an attached, certified Ex de Control Station.

Cover

The cover is hinged as standard, to allow easy access for wiring and commissioning.

Outputs

Units can be equipped with a variety of different outputs for group relays, horn relays, RS485 communications or SIL2 compliant relay outputs. These will depend on the model and variant requested

Environment

Operating temperature
-20 to 40°C for T85°C
-20 to 55°C for T100°C
Storage temperature: -20 to 80°C
Humidity: 0-95% RH, non-condensing

Protection

IP65 as standard, IP66 can be obtained using suitable sealant and gasket.

Detailed Specification

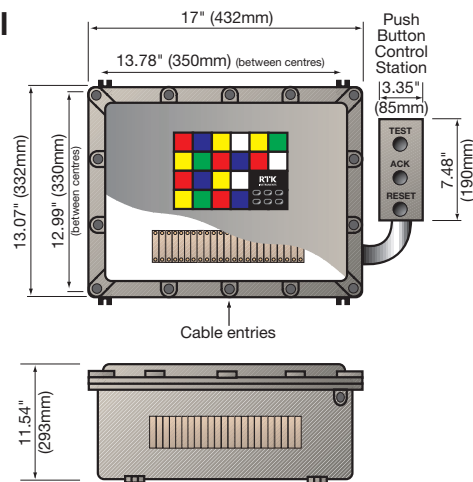
See the relevant datasheet on the particular Annunciator used, either 725 Series, 725B/C or SIL725 for full details on Alarm Annunciator specification

Specials

The details shown here demonstrate our standard range of Ex d IIB Annunciators. RTK Instruments can quote for alternatives and IIC systems on request.

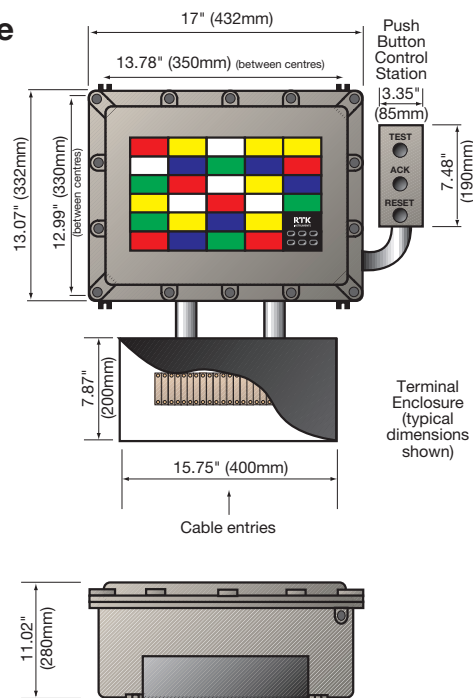
With Integral Terminals

Suitable for 4 to 20-way Annunciators



With Separate Terminal Enclosure

Suitable for 16 to 56-way Annunciators



Due to our policy of continuous product development, we reserve the right to amend specifications without notice.



RTK Instruments Limited
St James Business Park,
Knaresborough, North Yorkshire,
England. HG5 8PJ

A member of the MTL Instruments Group plc

Telephone: +44 (0)1423 580500
Facsimile: +44 (0)1423 580501
Web: www.rtkinstruments.com
Email: enquiry@rtkinstruments.com